

# EXAMINATION COUCH





## CONTENTS

Our range of EXAMINATION COUCH is adapted for the Day Surgery, Day Care, General Medicine, Oncology and Dialysis units.

Combining comfort, ergonomics and esthetics, our products are designed to accommodate and meet the needs of patients and caregivers.

▶ DIVIA

▶ DIVIA MIXTE

▶ COLOR CHART



Stability

Intensive use

Easy to use electric height adjustment



## DIVIA VARIABLE-HEIGHT COUCH

DIVIA is an examination couch with electric height adjustment on columns.

The couch is particularly suitable for emergency services and intensive use.



# DIUIA

## DIUIA DIMENSIONS

	LENGTH	WIDTH	HEIGHT
<b>OVERALL</b>	205 cm	75 to 85 cm	46 to 86 cm
<b>SEAT</b>	65 x 200 cm or 75 x 200 cm		
<b>INCLINE FOLDER</b>	0 to 90°		

**SAFE WORKING LOAD: 250 kg**



**NO CONTRACTUAL PHOTOS - ACCESSORIZED PRODUCTS**

Our range of EXAMINATION COUCH is adapted for the Day Surgery, Day Care, General Medicine, Oncology and Dialysis units.

Combining comfort, ergonomics and esthetics, our products are designed to accommodate and meet the needs of patients and caregivers.

- Examination couch with electric height adjustment on columns.
- 2-sectional mattress base : 65x 200 cm or 75 x 200 cm
- Flat upholstery, high density foam 35 kg/m3. Width 6,5 cm
- Jersey with PVC coating, antibacterial and anti-fire (M1) treatment
- Adjustable headrest (0 - 90°) with 2 gas springs
- Electric height adjustment : 46 - 86 cm
- Electric assisted Trendelenburg / reverse Trendelenburg (+/- 15°)
- Steel structure, epoxy coated (light grey)
- Frame with 2 electric columns providing great stability
- Frame protection cover
- Remote control
- 4 lockable wheels Ø 125 mm
- Examination towel dispenser head end




Remote control




Electric assisted Trendelenburg / reverse Trendelenburg (+/- 15°)

Electric height adjustment : 46 - 86 cm



Examination towel dispenser head end



Faux leather covers : URBAN TEXTILE



ABSINTHE



TOMATO



PANSY



FUCHSIA




PLUM



DEEP OCEAN



PETROL



GREY

**CLASSIFICATION**  
M1 / AM 18 / EN 1021.1-2-3.  
Fine grain, mat and gentle to the touch. Rot-proof cotton base.



Composition : PVC 83 % / Coton 17 %  
Thickness : 1,2 mm +/- 0,1 mm  
Light resistance : >= 6  
Martindale abrasion : 100 000 cycles  
Waterproof  
Phthalate-Free  
Effective against bacteria (MRSA)

# ACCESSORIES



Antistatic system  
DVRA



Casters Ø 125 mm  
with central brake  
DVRS1



Double running castors Ø 150 mm  
with central brake  
DVRS2



Electric adjustable backrest  
DVRBE



Wireless remote control  
(in addition of the wired  
remote control)  
DVTSF




Foot pedal control (in addition of the wired  
remote control) If the options DVTAP and  
DVTSF are chosen, the wired remote control  
is removed)  
DVTAP



Drop-down side rails (pair)  
DVBR



Holder for clamps (pair)  
DVSE




Fixation clamps for heels, armrest for  
blood sampling or leg support (pair)  
(DVSE required)  
DVETU



Heels (pair) (DVETU required)  
DVET



Leg support (pair) (DVETU required)  
DVSJ

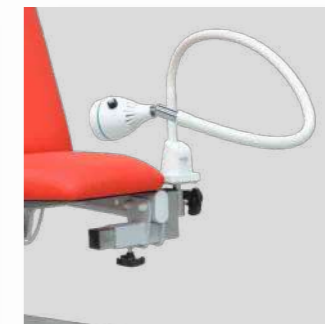


Removable 2-stage IV pole, 2 hooks  
(DVTSR required)  
TSR2

REFERENCE	DESCRIPTION
<b>DVRA</b>	Antistatic system
<b>DVRS1</b>	Casters Ø 125 mm with central brake
<b>DVRS2</b>	Double running castors Ø 150 mm with central brake
<b>DVRBE</b>	Electric adjustable backrest
<b>DVTSF</b>	Wireless remote control ( in addition of the wired remote control)
<b>DVTAP</b>	Foot pedal control (in addition of the wired remote control) If the options DVTAP and DVTSF are chosen, the wired remote control is removed)
<b>DVBR</b>	Drop-down side rails (pair)
<b>DVSE</b>	Holder for clamps (pair)
<b>DVETU</b>	Fixation clamps for heels, armrest for blood sampling or leg support (pair) (DVSE required)
<b>DVET</b>	Heels (pair) (DVETU required)
<b>GT</b>	Anatomic shaped armrest (DVETU necessary)
<b>DVSJ</b>	Leg support (pair) (DVETU required)
<b>DVHSJ</b>	Protection cover for leg rest (pair)
<b>DVTSR</b>	Clamps for IV pole holder (pair) (DVSE required)
<b>TSR2</b>	Removable 2-stage IV pole, 2 hooks (DVTSR required)
<b>ACC-CTG</b>	Comfort pillow (grey)
<b>DVPC7</b>	Crystal protection cover for examination couch width 65cm
<b>DVPC8</b>	Crystal protection cover for examination couch width 75cm
<b>DVBBA</b>	Battery
<b>DVLAMP</b>	Examination lamp (DVETU required)
<b>EQUI</b>	Equipotential connection
<b>DVRT</b>	DIN rails (DVSE required)



Comfort pillow (grey)  
ACC-CTG



Examination lamp  
(DVETU required)  
DVLAMP



# GYNECOLOGICAL COUCH DIVIA MIXTE

**Intensive use**

**Versatile** suitable for gynecological examinations

**Easy to use** Electric backrest and height adjustment

DIVIA is a gynecological examination couch with electric height adjustment on columns.

It has a second electrically operated intermediate backrest for gynecological examinations.



# DIVIA MIXTE

## DIVIA MIXTE DIMENSIONS

	LENGTH	WIDTH	HEIGHT
<b>OVERALL</b>	205 cm	75 to 85 cm	46 to 86 cm
<b>SEAT</b>	65 x 200 cm or 75 x 200 cm		
<b>INCLINE FOLDER</b>	0 to 80°		

**SAFE WORKING LOAD: 250 kg**



**NO CONTRACTUAL PHOTOS - ACCESSORIZED PRODUCTS**

Our range of EXAMINATION COUCH is adapted for the Day Surgery, Day Care, General Medicine, Oncology and Dialysis units.

Combining comfort, ergonomics and esthetics, our products are designed to accommodate and meet the needs of patients and caregivers.

Examination couch with variable height for gynaecological examinations.

- 3-sectional mattress base : 65x 200 cm or 75 x 200 cm
- Flat upholstery, high density foam 35 kg/m3. Width 6,5 cm
- Jersey with PVC coating, antibacterial and anti-fire (M1) treatment
- Electric adjustable backrest (0 - 80°)
- Electric height adjustment : 46 - 86 cm
- Electric assisted Trendelenburg / reverse Trendelenburg (+/- 15°)
- Steel structure, epoxy coated (light grey)
- Frame with 2 electric columns providing great stability
- Frame protection cover
- Remote control
- 4 lockable double running wheels Ø 125 mm
- Examination towel dispenser head end



Remote control




Electric assisted Trendelenburg / reverse Trendelenburg (+/- 15°)

Electric height adjustment : 46 - 86 cm



Examination towel dispenser head end



Faux leather covers : URBAN TEXTILE



ABSINTHE



TOMATO



PANSY



FUCHSIA




PLUM



DEEP OCEAN



PETROL



GREY

**CLASSIFICATION**  
M1 / AM 18 / EN 1021.1-2-3.  
Fine grain, mat and gentle to the touch. Rot-proof cotton base.



Composition : PVC 83 % / Coton 17 %  
Thickness : 1,2 mm +/- 0,1 mm  
Light resistance : >= 6  
Martindale abrasion : 100 000 cycles  
Waterproof  
Phthalate-Free  
Effective against bacteria (MRSA)

# ACCESSORIES



Antistatic system  
DVRA



Casters Ø 125 mm  
with central brake  
DVRS1



Double running castors Ø 150 mm  
with central brake  
DVRS2



Wireless remote control  
(in addition of the wired  
remote control)  
DVTSF



Foot pedal control (in addition of the wired  
remote control) If the options DVTSF and  
DVTAP are chosen, the wired remote control  
is removed  
DVTAP



Drop-down side rails (pair)  
DVBR



Holder for clamps (pair)  
DVSE




Fixation clamps for heels, armrest for  
blood sampling or leg support (pair)  
(DVSE required)  
DVETU



Heels (pair) (DVETU required)  
DVET



Leg support (pair) (DVETU required)  
DVVSJ

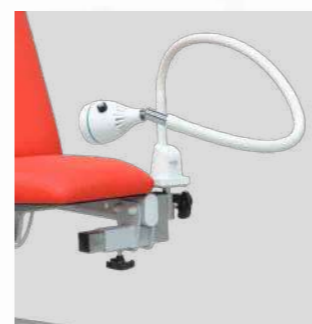


Removable 2-stage IV pole, 2 hooks  
(DVTSR required)  
TSR2



Comfort pillow (grey)  
ACC-CTG

REFERENCE	DESCRIPTION
<b>DVRA</b>	Antistatic system
<b>DVRS1</b>	Casters Ø 125 mm with central brake
<b>DVRS2</b>	Double running castors Ø 150 mm with central brake
<b>DVTSF</b>	Wireless remote control ( in addition of the wired remote control)
<b>DVTAP</b>	Foot pedal control (in addition of the wired remote control) If the options DVTAP and DVTSF are chosen, the wired remote control is removed)
<b>DVBR</b>	Drop-down side rails (pair)
<b>DVSE</b>	Holder for clamps (pair)
<b>DVETU</b>	Fixation clamps for heels, armrest for blood sampling or leg support (pair) (DVSE required)
<b>DVET</b>	Heels (pair) (DVETU required)
<b>GT</b>	Anatomic shaped armrest (DVETU necessary)
<b>DVVSJ</b>	Leg support (pair) (DVETU required)
<b>DVHSJ</b>	Protection cover for leg rest (pair)
<b>DVTSR</b>	Clamps for IV pole holder (pair) (DVSE required)
<b>TSR2</b>	Removable 2-stage IV pole, 2 hooks (DVTSR required)
<b>ACC-CTG</b>	Comfort pillow (grey)
<b>DVBBA</b>	Battery
<b>DVLAMP</b>	Examination lamp (DVETU required)
<b>DVMB</b>	Recovery Tank (grey)
<b>EQUI</b>	Equipotential connection
<b>DVRT</b>	DIN rails (DVSE required)



Examination lamp  
(DVETU required)  
DVLAMP



Recovery Tank (grey)  
DVMB





# URBAN TEXTILE M1

## DIVIA RANGE



ABSINTHE



TOMATO



PANSY



FUCHSIA



PLUM



DEEP OCEAN



PETROL



GREY



## COLOR CHART



### CLASSIFICATION

M1 / AM 18 / EN 1021.1-2-3.

Fine grain, mat and gentle to the touch.  
Rot-proof cotton base.

Composition : PVC 83 % / Coton 17 %

Thickness: 1,2 mm +/- 0,1 mm

Light resistance : >= 6

Martindale abrasion : 100 000 cycles

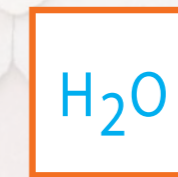
Waterproof

Phthalate-Free

Effective against bacteria (MRSA)



Effective against bacteria (MRSA)



Solvent-free



Fire classification



Martindale abrasion 100000 cycles



Phtalate-free



Waterproof



Tél : +33 (0)4 74 08 71 71  
Fax : +33 (0)4 74 08 71 72  
[info@bmb-medical.com](mailto:info@bmb-medical.com)

100 Av. du Formans - CS 11001  
01604 TREVOUX Cedex  
FRANCE

[www.bmb-medical.com](http://www.bmb-medical.com)