

# CLAVIA STRETCHER BED



Our primary objective is your *satisfaction*. Our *requirements* are as exacting as we would expect as a customer.

By supporting you from defining the product and throughout its life, we guarantee *high-performance* products, and a *responsive* and *high-quality service*.

We try, with humility, to *understand* your *use*, your *constraints* and to redefine the circuit of your patients to *improve* your *working conditions* and the *efficiency* of your *organization*.

We base our relationships on *shared trust*, making it our priority to be by your side for the *long term*.



# UNDERSTAND YOUR USE, YOUR CONSTRAINTS

## An essential component of day care & day surgery

From the surgery version to the chemotherapy version, CLAVIA replaces the bed in outpatient wards and day hospitals. Opt for the CLAVIA LSA SURGERY interchangeable surgical headrests, gutter armrests and the comfortable CLAVIA FCD trim, or the compactness and flexibility of the CLAVIA LSA.

## Mobility

This very compact stretcher bed is fitted with a 5th directional wheel and diameter 150 mm double running wheels. Intuitive and easy steering requiring considerably reduced pushing efforts. No matter the weight, the chair is light and easy to handle.

## Reliability

Our products, submitted to the LCIE Bureau Veritas laboratory, have been CE certified. They conform to ISO 14971, EN 60601-1, EN 60601-1-2 and EN 60601-1-6 standards. They are tested and secure. [Find out more](#)

## Retractable handles

Their ergonomic shape make pushing easy and comfortable. Made from ultra-strong plastic, they don't rust. Under the backrest, the patient is stretched in the Comfort Position.



## Ultra comfort

One button on the remote control to reach zero gravity. Immediate feeling of well-being, the Ultra Comfort position balances the body's pressure on the bed.

## 3-position barriers

Ensuring patient safety when in the high position, they offer two low positions: the first is dedicated to transfers, the barriers completely disappear under the lying surface. The second is devoted to surgical procedures, the patient's chest is free and the surgeon is free to move around.

## Stability


With its two columns, the reliability of the CLAVIA is such that it can be used in the operating theater. Tested according to standard 60601-1, its high stability is certified.

## All electric

From variable height to pre-programmed positions, the chair is electrically guided by its user. Offering comfort, autonomy and safety to the patient, in addition to being easy to use for the staff, it is quickly adopted by the day care department.

# MOBILITY

*Our chairs have been designed to make your daily life easier*



We understand that your time is precious. Each second counts. That is why our chair is so easy to use. Its fifth directional wheel makes it light and intuitive. Its compactness simplifies your movements. Its double runner wheels adapt to any floor or obstacle. Its push handles, placed under the backrest for more comfort, perfectly fit the shape of your hands. **Improving your working conditions is one of our priorities.**

*Guaranteeing the **safety** of your patients*



Patient safety is not optional. Our products have been tested to meet the EN 60601-1 standard: jamming, stability, maneuverability, braking efficiency, etc. The patient can safely be left alone. In an emergency, the Trendelenburg or Reverse Trendelenburg or CPR (cardiopulmonary resuscitation) positions can be reached within seconds.



# RELIABILITY

*High-quality components,  
Long-term use,  
A reduced environmental footprint*



Our environmental awareness has led us towards an eco-friendly design. BMB MEDICAL is concerned about the ecological impact of its products at each stage of their life cycle. This commitment is reflected in actions on packaging, the "4R" policy (Reduce, Replace, Recycle, Rethink) and in our efforts on materials. Our products are designed and approved in accordance with standard IEC60601-1-9 that defines the requirements for eco-friendly design.



Our products are tested with constraints that are significantly higher than those it will be subjected to in daily use: 533 kg on the backrest, 924 kg on the lying surface, etc. Our columns are maintenance-free. Our sleeping surfaces are made from an extremely resistant and rot-proof material. Our corner protections are resistant to shocks and aging. **Choosing BMB MEDICAL is a guarantee of quality all while offering significant savings on your maintenance budget.**

## FOCUS ON DAY SURGERY



The CLAVIA LSA SURGERY has been **designed for day surgery** taking into account **the surgeon's comfort**. In the surgery position, the guards completely free the backrest, enabling the surgeon to operate **as close as possible to the patient**. They are placed at the **correct height** to avoid interference during endoscopy. The push bars retract to **leave the field free for the surgeon**. The foot pedal is used to **adjust the height of the chair**, even when in **sterile** clothing. The magnetic cushions and headrests are interchangeable depending on the type of procedure.

# DAY HOSPITAL

*Choose relaxation, choose CLAVIA*



More **compact**, but **as comfortable as a bed**, the fully electric CLAVIA FCD chair offers **rest and relaxation** to the patient. **Independent thanks to its remote control**, the patient can use pre-programmed positions to settle down before and during their treatment. By distributing body pressure evenly over the mattress, **the Ultra Comfort position** provides **immediate well-being**. The footrest can be adjusted to limit cramps. The **360° multi-directional armrest** conforms to the shape of the arm, follows the inclination of the backrest and is height-adjustable. It is replaced by **guards** for the FSP version.



## CONTENTS

- ▶ CLAVIA LSA CHIR
- ▶ CLAVIA LSA LSA KIDS
- ▶ CLAVIA FCD
- ▶ CLAVIA FSP




## STRETCHER BED CLAVIA LSA SURGERY

**Compact,** it replaces a bed by optimizing space

**Ultra Comfort Position,** it reduces patient stress

**Mobile,** it is equipped with a 5th directional wheel and push bars under the backrest

**Stable,** it ensures patient safety



CLAVIA LSA SURGERY fits perfectly into the fast-track patient circuit, or directly into the day surgery unit.

From installation to the moment they leave the room, the patient no longer needs to be transferred. The procedure is performed directly on the chair.

Its remarkable mobility ensures good conditions of use for nursing staff.

CLAVIA LSA SURGERY is intended for ophthalmology, stomatology, ENT, hand surgery, colonoscopy, gastroscopy, etc.

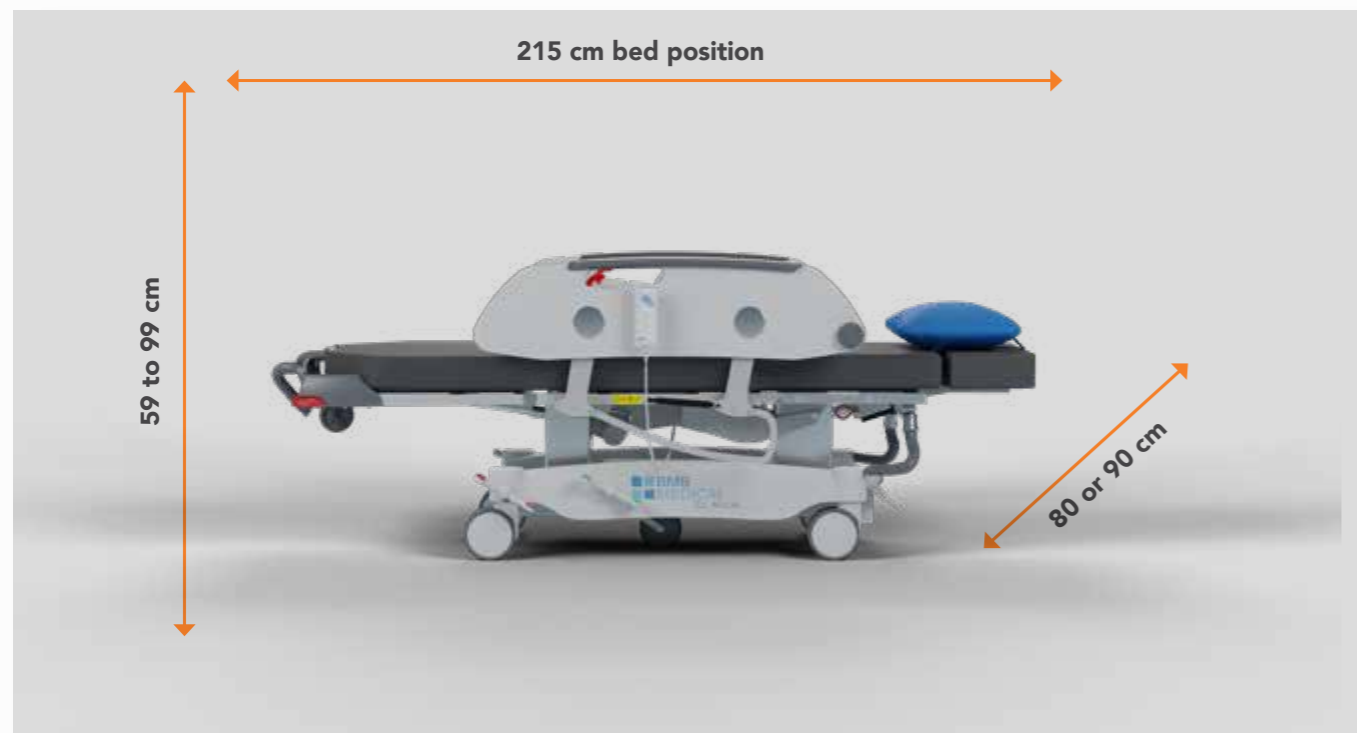


# CLAVIA LSA SURGERY

## CLAVIA LSA SURGERY DIMENSIONS

	LENGTH	WIDTH	HEIGHT
<b>OVERALL</b>	155 cm chair position 213 cm bed position	80 or 90 cm	59 to 99 cm
<b>MATTRESS BASE</b>	65 x 200 cm, 75 x 200 cm		

**SAFE WORKING LOAD : 200 Kg**



NON-CONTRACTUAL PHOTOS - PRODUCTS FITTED WITH ACCESSORIES

CLAVIA LSA SURGERY fits perfectly into the patient circuit in fast-track or directly in the surgery unit.

Combining comfort, ergonomics and aesthetics, our products are designed to accommodate and meet the needs of patients and caregivers.

### Stretcher bed for day surgery

- 3-sectional mattress base : 65 x 200 cm, 75 x 200 cm
- Removable mattress made of high resilience foam (35 kg/m<sup>3</sup>), thickness 10 cm
- Removable cover of PVC coated Jersey, colour: **slate grey**
- 2 section backrest with a removable head section to fasten a surgery head rest for ophthalmology, stomatology and ENT
- Electrically assisted height adjustment on 2 LINAK columns : 59 - 99 cm
- Electrically (LINAK) assisted Trendelenburg (15°) / Reverse Trendelenburg (6°)
- Electrically (LINAK) assisted backrest, manual release
- Electrically (LINAK) assisted leg rest 0 - 60°
- Digital actuators allowing 6 programmed positions: Welcome, Relax, Reverse Trend, Secured Trendelenburg position, CPR
- Heavy duty design. Steel frame with powder coating
- ABS bonnet
- Double running wheels with central braking system Ø 150 mm including 5th directional wheel
- Drop-down laminated side guards. Length 110 x Height 27cm above mattress
- 3 positions side rails. High security position. Lock position for easy access. Surgery position (ENT, Stomatology, Hand surgery, colonoscopy)
- Bumpers on 2 corners at foot end fitted with holder for accessories
- 2 holders on siderails for IV pole
- Technical rails on backrest at both sides
- Foldable push bars below backrest
- Battery




2 section backrest with a removable head section to fasten a surgery head rest for ophthalmology, stomatology and ENT.

6 programmed positions : Welcome, Relax, Reverse Trend, Secured Trendelenburg position, CPR



Double running wheels with central braking system Ø 150 mm including 5th directional wheel



Electrically Trendelenburg (15°) Reverse Trendelenburg (6°)




3 positions side rails



# ACCESSORIES




Anti-static system  
CLORA



Comfort pillow (blue)  
ACC-CTB



Without the standard headrest  
(depreciation)  
CLOST



Removable IV pole, 2-stage, 2 hooks  
TSR2



Holder for oxygen cylinder  
(incompatible with the option CLOEC)  
CLOSO2



Cable reel (incompatible with the option  
CLOSO2)  
CLOEC



Articulated removable surgery  
head rest for ophthalmology  
+ hollow cushion  
LCA-OPH

Additional hollow cushion  
LCA-CC



Articulated removable surgery  
head rest for stomatology +  
flat cushion  
LCA-PLA

Additional flat cushion  
LCA-CP



Removable surgery head rest for  
stomatology and ENT  
LCA-STO



Attachment hooks for bags on both  
sides below the patient surface  
PSU



CLAVIA side rails cushion/armrest,  
removable and right/left reversible  
(single) CLOCB



Head rest support. Fixation  
on technical rails  
LCA-SUP

REFERENCE	DESCRIPTION
<b>CLORA</b>	Anti-static system
<b>ACC-CTB</b>	Comfort pillow (blue)
<b>CLOST</b>	Without the standard headrest (depreciation)
<b>TSR2</b>	Removable IV pole, 2-stage, 2 hooks
<b>CLOSO2</b>	Holder for oxygen cylinder (incompatible with the option CLOEC)
<b>CLOEC</b>	Cable reel (incompatible with the option CLOSO2)
<b>CROBPP</b>	Foldable push bars foot-end
<b>LCA-OPH</b>	Articulated removable surgery head rest for ophthalmology + hollow cushion
<b>LCA-PLA</b>	Articulated removable surgery head rest for stomatology + flat cushion
<b>LCA-STO</b>	Removable surgery head rest for stomatology and ENT
<b>LCA-CC</b>	Additional <b>hollow</b> cushion for articulated removable surgery headrest
<b>LCA-CP</b>	Additional <b>flat</b> cushion for articulated removable surgery headrest
<b>LCA-SUP</b>	Head rest support. Fixation on technical rails
<b>CLORD</b>	Width of the backrest 60 cm for CLAVIA LSA CHIR 70 only. Equipped with DIN rails
<b>FSC</b>	Holder for operating field, with connection for oxygen
<b>LSA PROTEC</b>	Mattress protection at foot end
<b>PSU</b>	Attachment hooks for bags on both sides below the patient surface
<b>EQUI</b>	Equipotential connection
<b>CLOHVP</b>	Foot pedal control for variable height (in addition of the wired remote control)
<b>CLOSPR-G</b>	Support for meal tray on the left side of the patient (compatible with CLOSPR-D)
<b>CLOSPR-D</b>	Tablet holder on the right side of the patient (compatible with the CLOSPR-G)



Width of the backrest 60 cm for  
CLAVIA LSA CHIR 70 only.  
Equipped with DIN rails  
CLORD



Holder for operating field, with  
connection for oxygen  
FSC



Mattress protection at foot end  
LSA PROTEC



Foot pedal control for  
variable height (in addition  
of the wired remote control)  
CLOHVP



## STRETCHER BED CLAVIA LSA

The CLAVIA LSA is suitable for patient management in day surgery departments.

All its movements are electric.

Comfortable and easy to handle, it can replace a bed in an outpatient department by optimizing space.

Equipped with 6 pre-programmed positions, it is quick and intuitive to use.

A wide range of accessories are available to adapt it to any type of use.

**Ultra Comfort Position,** reduces patient stress

**Mobile,** it is equipped with a 5th directional wheel and push bars under the backrest

**Compact,** it replaces a bed by optimizing space

**Intuitive** with 6 pre-programmed positions

**Stable** it ensures patient safety




# CLAVIA LSA

## CLAVIA LSA DIMENSIONS

	LENGTH	WIDTH	HEIGHT
<b>OVERALL</b>	155 cm chair position 219 cm bed position	80, 90 cm	59 to 99 cm
<b>MATTRESS BASE</b>	65 x 200 cm or 75 x 200 cm		

**SAFE WORKING LOAD: 250 kg**



NON-CONTRACTUAL PHOTOS - PRODUCTS FITTED WITH ACCESSORIES

The CLAVIA LSA is suitable for patient management in outpatient departments.

Combining comfort, ergonomics and aesthetics, our products are designed to meet the needs of patients and caregivers.

### Stretcher bed for day care

- 3-sectional mattress base : 65 x 200 cm, 75 x 200 cm
- Removable mattress made of high resilience foam (35 kg/m<sup>3</sup>), thickness 10 cm
- Removable cover of PVC coated Jersey, colour: slate grey
- Electrically assisted height adjustment on 2 LINAK columns : 59 - 99 cm
- Electrically (LINAK) assisted Trendelenburg (15°) / Reverse Trendelenburg (6°)
- Electrically (LINAK) assisted backrest, manual release
- Electrically (LINAK) assisted leg rest 0 - 60°
- Digital actuators allowing 6 programmed positions: Welcome, Relax, Reverse Trend, Secured Trendelenburg position, CPR
- Machine-welded steel frame, epoxy coated
- Frame protection cover
- Double running wheels with central braking system Ø 150 mm including 5th directional wheel
- Drop-down laminated side guards. Length 110 x Height 27cm above mattress
- 3 positions side rails. High security position. Lox position for easy access. Surgery position (ENT, Stomatology, Hand surgery, colonoscopy)
- Bumpers on all 4 corners fitted with holder for accessories
- 2 holders on siderails for IV pole
- Foldable push bars below backrest
- Battery

6 programmed positions :  
Welcome, Relax, Reverse Trend, Secured Trendelenburg position, CPR



Double running wheels with central braking system Ø 150 mm including 5th directional wheel



Electrically Trendelenburg (15°)  
Reverse Trendelenburg (6°)



3 positions side rails



Foldable push bars below backrest


# ACCESSORIES



Anti-static system  
CLORA




Comfort pillow (blue)  
ACC-CTB




Removable IV pole, 2-stage, 2 hooks  
TSR2



Holder for oxygen cylinder  
(incompatible with the option CLOEC)  
CLOSO2



Cable reel (incompatible  
with the option CLOSO2)  
CLOEC



Foldable push bars head-end and foot-end  
CROBPT CROBPP



Mattress protection at foot end  
LSA PROTEC



High Comfort mattress, high quality  
foam (35kg/m3), 3 cm thick viscoelastic  
layer (total height : 13cm)  
MMM



Paper roll dispenser at the head-end  
(incompatible with BPSRB)  
CROSP



Attachment hooks for bags on both  
sides below the patient surface  
PSU



CLAVIA side rails cushion/armrest,  
removable and right/left reversible  
(single)  
CLOCB

REFERENCE	DESCRIPTION
<b>CLORA</b>	Anti-static system
<b>ACC-CTB</b>	Comfort pillow (blue)
<b>TSR2</b>	Removable IV pole, 2-stage, 2 hooks
<b>CLOSO2</b>	Holder for oxygen cylinder (incompatible with the option CLOEC)
<b>CLOEC</b>	Cable reel (incompatible with the option CLOSO2)
<b>CROBPT</b>	Foldable push bars head-end
<b>CROBPP</b>	Foldable push bars foot-end
<b>LSA PROTEC</b>	Mattress protection at foot end
<b>MMM</b>	High Comfort mattress, high quality foam (35kg/m3), 3 cm thick viscoelastic layer (total height : 13 cm)
<b>CROSP</b>	Paper roll dispenser at the head-end
<b>PSU</b>	Attachment hooks for bags on both sides below the patient surface
<b>EQUI</b>	Equipotential connection
<b>CLOCB</b>	CLAVIA side rails cushion/armrest, removable and right/left reversible (single)
<b>CLOSPR-G</b>	Support for meal tray on the left side of the patient (compatible with CLOSPR-D)
<b>CLOSPR-D</b>	Tablet holder on the right side of the patient (compatible with the CLOSPR-G)





# ▶ CLAVIA LSA KIDS PEDIATRIC STRETCHER BED

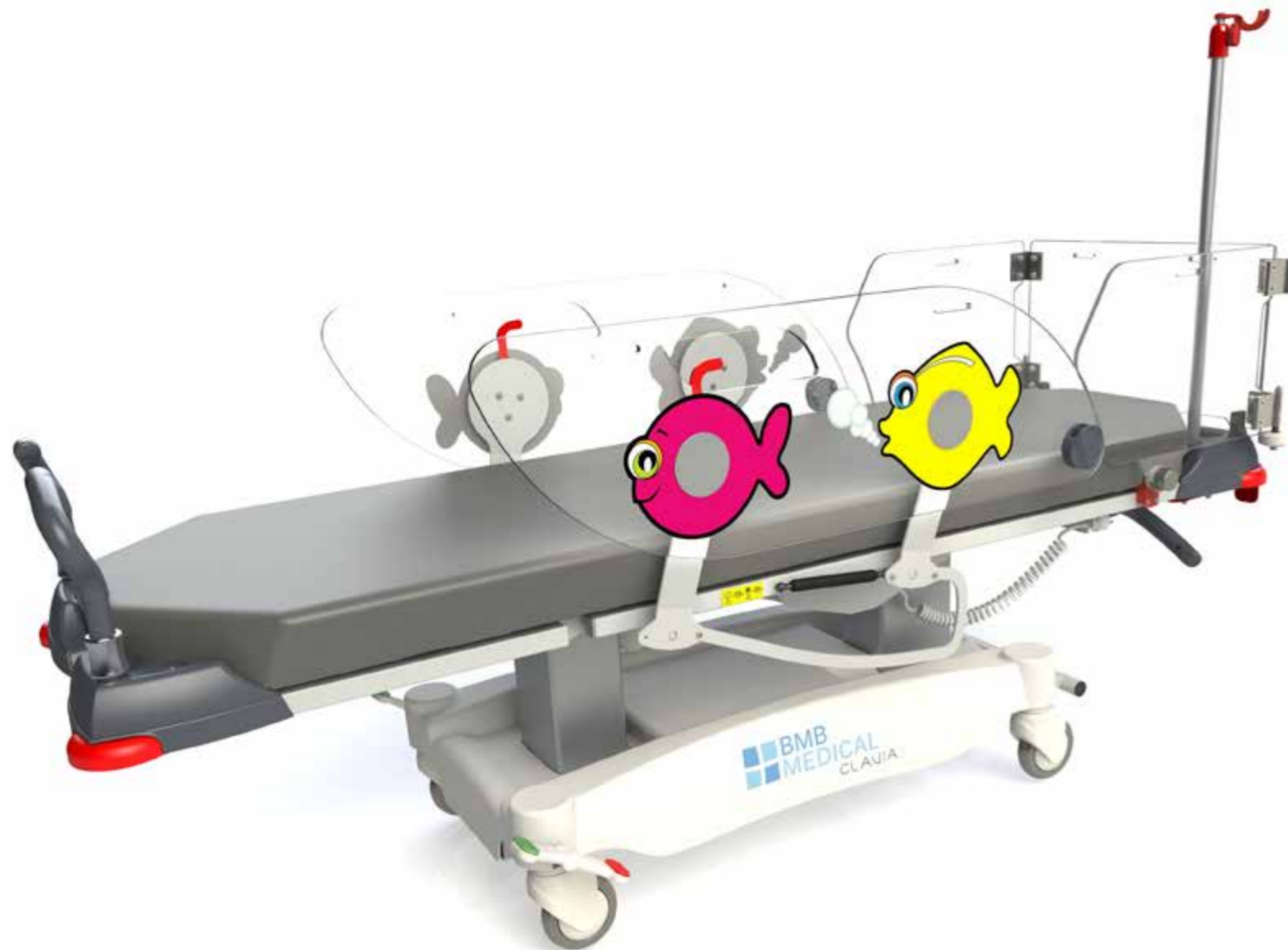
CLAVIA KIDS is a specific pediatric stretcher bed for day care.

CLAVIA KIDS complies, with its specific side rails and pediatric kit at head-end, with the requirements from April, 26th, 2010 of the French Medical Safety Agency ANSM with regard to children under 146 cm.

Fully electric, CLAVIA KIDS enables everyday medical staff using. It permits space optimization by replacing medical bed in day care units.

Very comfortable and with a playful design, CLAVIA KIDS will bring psychological comfort to children.

REFERENCE	DESCRIPTION
<b>CLOBP</b>	Polycarbonate pediatric side rails (instead of the standard side rails)
<b>CLOKT</b>	Pediatric kit head-end (only available for width 65 cm) - CLOKP included
<b>CLOKP</b>	Pre-equipment for pediatric kit (only available in width 65 cm)
<b>CLOKCL</b>	Lateral protection cushion for pediatric side rails
<b>CLOKCT</b>	Head protection cushion (CLOKCL obligatory)



Polycarbonate pediatric side rails (instead of the standard side rails)  
CLOBP



Pediatric kit head-end  
CLOKT



Lateral protection cushion for pediatric side rails and Head protection cushion CLOKCL & CLOKCT



Pediatric kit head-end  
CLOKT compatible with standard barriers



# CLAVIA FCD CHEMOTHERAPY CHAIR

**Comfortable,** it has an ultra comfort position and a bed position

**Compact,** it replaces a bed by optimizing space

**Stable** it ensures patient safety



CLAVIA FCD is a chemotherapy / dialysis chair with electric movements.

Comfortable, it allows patient management during a lengthy care procedure.

Equipped with 6 pre-programmed positions, it is quick and intuitive to use.



# CLAVIA FCD

## CLAVIA FCD DIMENSIONS

	LENGTH	WIDTH	HEIGHT
<b>OVERALL</b>	145 cm chair position 202 cm bed position	98 or 108 cm	59 to 99 cm
<b>MATTRESS BASE</b>	65 x 200 cm or 75 x 200 cm		

**SAFE WORKING LOAD: 250 kg**



**NON-CONTRACTUAL PHOTOS - PRODUCTS FITTED WITH ACCESSORIES**


CLAVIA FCD is a Chemotherapy & Dialysis treatment stretcher bed with electric movements.

Combining comfort, ergonomics and aesthetics, our products are designed to accommodate and meet the needs of patients and caregivers.

CLAVIA FCD Chemotherapy & Dialysis treatment stretcher bed with electric movements

- 3-sectional mattress base : 65 x 200 cm or 75 x 200 cm
- Fixed mattress made of high resilience foam (35 kg/m<sup>3</sup>), width. 10 cm
- PVC coated Jersey
- Adjustable headrest
- Electrically assisted height adjustment on 2 LINAK columns : 59 - 99 cm
- Electrically (LINAK) assisted Trendelenburg (15°)/ Reverse Trendelenburg (6°)
- Electrically (LINAK) assisted backrest, manual release
- Electrically (LINAK) assisted leg rest 0 - 60°
- Digital actuators allowing 6 programmed positions: Welcome, Relax, Reverse Trend, Secured Trendelenburg position, CPR
- Machine-welded steel frame, epoxy coated
- Frame protection cover
- 4 lockable castors Ø 125 mm
- Anatomic shaped armrest following the backrest inclination. Adjustable in height (2 positions) and in all directions. Retractable behind the backrest for lateral transfer of the patient
- 2 holders on siderails for IV pole

4 lockable castors Ø 125 mm



6 programmed positions: Welcome, Relax, Reverse Trend, Secured Trendelenburg position, CPR



Electrically Trendelenburg (15°)  
Reverse Trendelenburg (6°)



Adjustable headrest



Anatomic shaped armrest



# ACCESSORIES



Anti-static system  
CLORA




Castors Ø 125 mm  
with central brake  
CLOSR1



Double running castors Ø 150 mm  
with central brake  
CLOSR2



5th wheel  
CLO5E




Removable IV pole, 2-stage, 2 hooks  
TSR2



Fixed push bars head-end  
CLOBPT



Cable reel with remote holder  
CLOEC



Paper roll dispenser at the head-end  
CLOSR



Adjustable electric footrest  
CLOPE



Removable Crystal protection for leg  
rest / Removable Crystal protection  
for footrest  
PROTEC RJ and or RP



High Comfort mattress  
CLGMGC



Fixed I-Pad support  
with antitheft device  
SUPTAB

REFERENCE	DESCRIPTION
<b>CLORA</b>	Anti-static system
<b>CLOSR1</b>	Castors Ø 125 mm with central brake
<b>CLOSR2</b>	Double running castors Ø 150 mm with central brake
<b>CLO5E</b>	5th wheel
<b>CLOBA</b>	Battery (50 cycles)
<b>TSR2</b>	Removable IV pole, 2-stage, 2 hooks
<b>CLOBPT</b>	Fixed push bars head-end
<b>CLOEC</b>	Cable reel with remote holder
<b>CLOSR</b>	Paper roll dispenser at the head-end
<b>CLOPE</b>	Adjustable electric footrest
<b>PROTEC RJ</b>	Removable Crystal protection for leg rest
<b>PROTEC RP</b>	Removable Crystal protection for footrest
<b>CLGMGC</b>	High Comfort mattress, high quality foam (35 kg/m <sup>3</sup> ) + 3 cm thick viscoelastic layer (total height : 13 cm)
<b>SUPTAB</b>	Fixed I-Pad support with antitheft device
<b>PSU</b>	Attachment hooks for bags on both sides below the patient surface
<b>EQUI</b>	Equipotential connection
<b>CLOPR</b>	Meal tray : 42 x 32 cm (CLOSPR obligatory)
<b>CLOSPR-G</b>	Support for meal tray on the left side of the patient (compatible with CLOSPR-D)
<b>CLOSPR-D</b>	Tablet holder on the right side of the patient (compatible with the CLOSPR-G)



Attachment hooks for bags on both  
sides below the patient surface PSU



# COLOR CHART URBAN TEXTILE M1 CLAVIA FCD



**TOMATO**



**ABSINTHE**



**DEEP OCEAN**



**FUCHSIA**



**PANSY**



**PLUM**



**PETROL**



**GREY**



## CLASSIFICATION

M1 / AM 18 / EN 1021.1-2-3.

Fine grain, mat and gentle to the touch.  
Rot-proof cotton base.

Composition : PVC 83 % / Coton 17 %

Thickness: 1,2 mm +/- 0,1 mm

Light resistance : >= 6

Martindale abrasion : 100 000 cycles

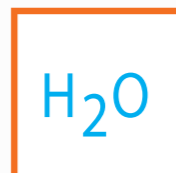
Waterproof

Phthalate-Free

Effective against bacteria (MRSA)



Effective against bacteria (MRSA)



Solvent-free



Fire classification



Martindale abrasion 100000 cycles



Phthalate-free



Waterproof



# CLAVIA FSP MULTIPURPOSE CARE CHAIR

**Comfortable,** it has an ultra comfort position and a bed position

**Compact,** it replaces a bed by optimizing space

**Stable** it ensures patient safety

CLAVIA FSP is a versatile treatment chair with electric movements.

Comfortable and easy to handle, it is intended for care services or outpatient examinations.

Lightweight, it simplifies patient transfer.

Equipped with 6 pre-programmed positions, it is quick and intuitive to use.



# CLAVIA FSP

## CLAVIA FSP DIMENSIONS

	LENGTH	WIDTH	HEIGHT
<b>OVERALL</b>	145 cm chair position 208 cm bed position	80 or 90 cm	59 to 99 cm
<b>MATTRESS BASE</b>	65 x 200 cm or 75 x 200 cm		

**SAFE WORKING LOAD: 250 kg**



### NON-CONTRACTUAL PHOTOS - PRODUCTS FITTED WITH ACCESSORIES

CLAVIA FSP is a multi purpose electric care chair.

Combining comfort, ergonomics and aesthetics, our products are designed to accommodate and meet the needs of patients and caregivers.

### CLAVIA FSP Multipurpose stretcher bed

- 3-sectional mattress base : 65 x 200 cm or 75 x 200 cm
- Fixed mattress made of high resilience foam (35 kg/m<sup>3</sup>), width. 10 cm
- PVC coated Jersey
- Adjustable headrest
- Electrically assisted height adjustment on 2 LINAK columns : 55 - 99 cm
- Electrically (LINAK) assisted Trendelenburg (15°) / Reverse Trendelenburg (6°)
- Electrically (LINAK) assisted backrest, manual release
- Electrically (LINAK) assisted leg rest 0 - 60°
- Digital actuators allowing 6 programmed positions: Welcome, Relax, Reverse Trend, Secured Trendelenburg position, CPR
- Push bars
- Machine-welded steel frame, epoxy coated
- Frame protection cover
- Castors with central braking system Ø 125 mm, including 2 directional ones
- Drop-down laminated side guards. Length 110 x Height 27cm above mattress
- 2 holders on siderails for IV pole
- Battery

6 programmed positions:  
Welcome, Relax, Reverse  
Trend, Secured Trendelen-  
burg position, CPR



Castors with central braking system Ø 125 mm, including 2 directional ones



Push bars



Adjustable headrest



Drop-down laminated side guards

# ACCESSORIES




Anti-static system  
CLORA



Double running castors Ø 150 mm  
with central brake  
CLO150



5th wheel  
CLO5E



Removable IV pole, 2-stage, 2 hooks  
TSR2



Cable reel with remote holder  
CLOEC



Paper roll dispenser at the head-end  
CLOSR



Adjustable electric footrest  
CLORPE



Removable Crystal protection for leg  
rest / Removable Crystal protection  
for footrest  
PROTEC RJ and or RP



High Comfort mattress  
CLGMGC



Attachment hooks for bags on both  
sides below the patient surface  
PSU



CLAVIA side rails cushion/armrest,  
removable and right/left reversible  
(single)  
CLOCB

REFERENCE	DESCRIPTION
<b>CLORA</b>	Anti-static system
<b>CLO150</b>	Double running castors Ø 150 mm with central brake
<b>CLO5E</b>	5th wheel
<b>TSR2</b>	Removable IV pole, 2-stage, 2 hooks
<b>CLOEC</b>	Cable reel with remote holder
<b>CLOSR</b>	Paper roll dispenser at the head-end
<b>CLOEPE</b>	Adjustable electric footrest
<b>PROTEC RJ</b>	Removable Crystal protection for leg rest
<b>PROTEC RP</b>	Removable Crystal protection for footrest
<b>CLGMGC</b>	High Comfort mattress, high quality foam (35 kg/m <sup>3</sup> ) + 3 cm thick viscoelastic layer (total height : 13 cm)
<b>PSU</b>	Attachment hooks for bags on both sides below the patient surface
<b>EQUI</b>	Equipotential connection
<b>CLOCB</b>	CLAVIA side rails cushion/armrest, removable and right/left reversible (single)
<b>CLOSPR-G</b>	Support for meal tray on the left side of the patient (compatible with CLOSPR-D)
<b>CLOSPR-D</b>	Tablet holder on the right side of the patient (compatible with the CLOSPR-G)



# COLOR CHART URBAN TEXTILE M1 CLAVIA FSP



**TOMATO**



**ABSINTHE**



**DEEP OCEAN**



**FUCHSIA**



**PANSY**



**PLUM**



**PETROL**



**GREY**



## CLASSIFICATION

M1 / AM 18 / EN 1021.1-2-3.

Fine grain, mat and gentle to the touch.  
Rot-proof cotton base.

Composition : PVC 83 % / Coton 17 %

Thickness: 1,2 mm +/- 0,1 mm

Light resistance : >= 6

Martindale abrasion : 100 000 cycles

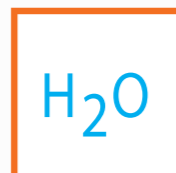
Waterproof

Phthalate-Free

Effective against bacteria (MRSA)



Effective against bacteria (MRSA)



Solvent-free



Fire classification



Martindale abrasion 100000 cycles



Phthalate-free



Waterproof



Tél : +33 (0)4 74 08 71 71  
Fax : +33 (0)4 74 08 71 72  
[info@bmb-medical.com](mailto:info@bmb-medical.com)

100 Av. du Formans - CS 11001  
01604 TREVOUX Cedex  
FRANCE

[www.bmb-medical.com](http://www.bmb-medical.com)